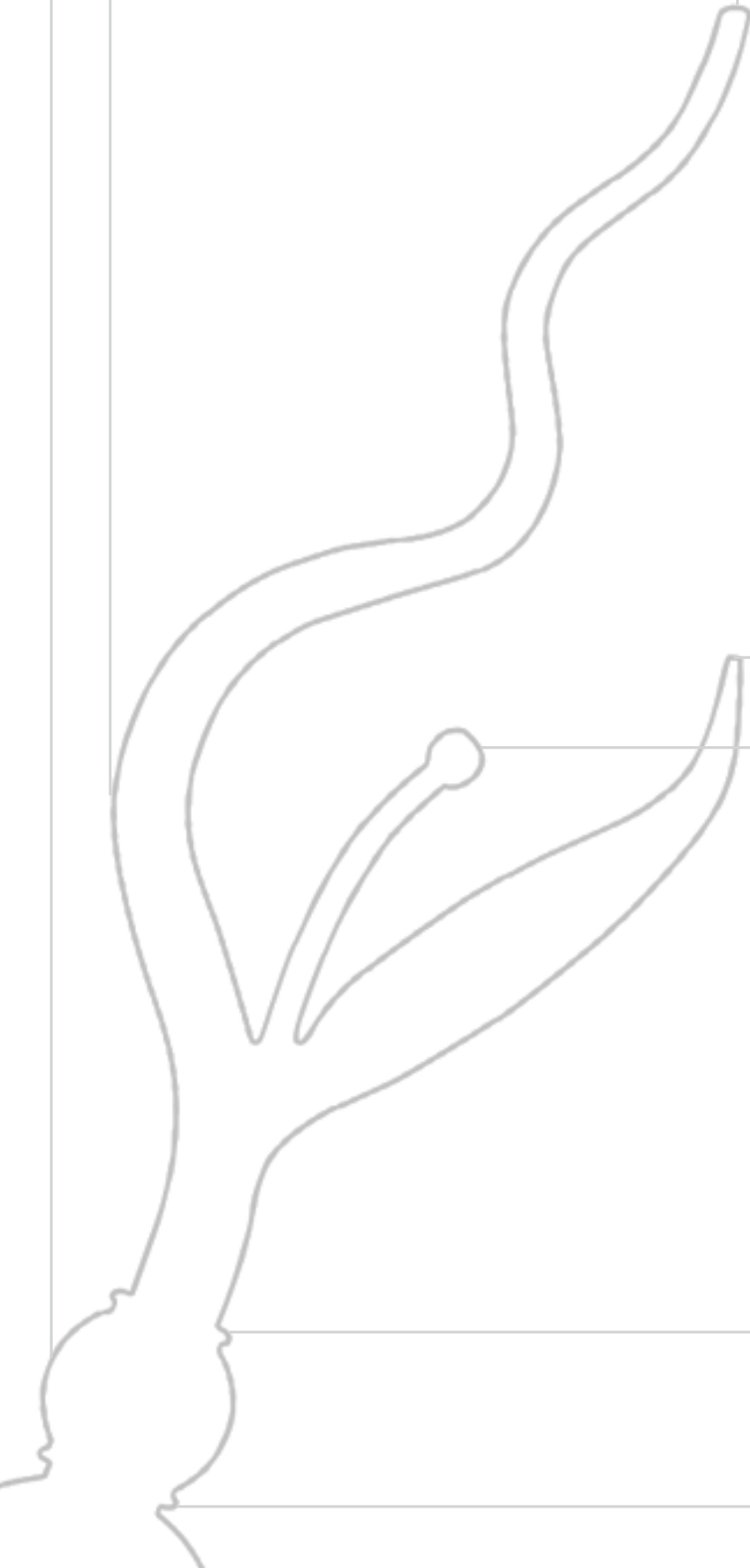


frandoli

Schede Tecniche

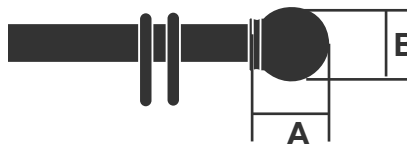


FA100 MIGNON



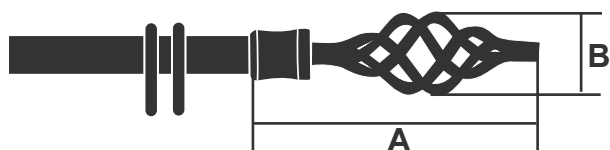
DIAMETRO ASTA ROD DIAMETER	A mm	B mm
Ø 30	57	35
Ø 20	50	27
Ø 16	46	22

FA101 FOSIA



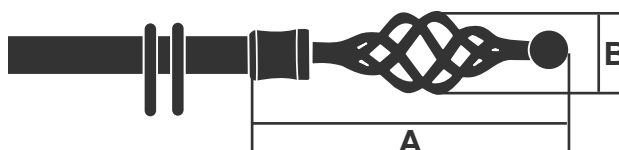
DIAMETRO ASTA ROD DIAMETER	A mm	B mm
Ø 30	59	56
Ø 20	40	38
Ø 16	32	32

FA102 TORCIGLIONE



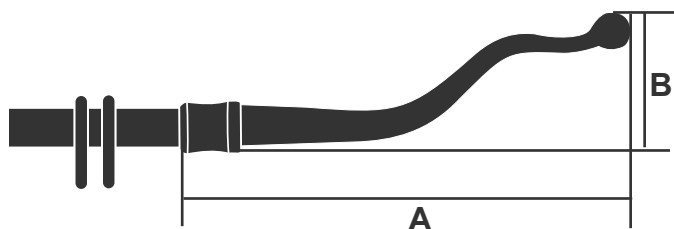
DIAMETRO ASTA ROD DIAMETER	A mm	B mm
Ø 30	180	75
Ø 20	150	47
Ø 16	144	45

FA103 GOTICO



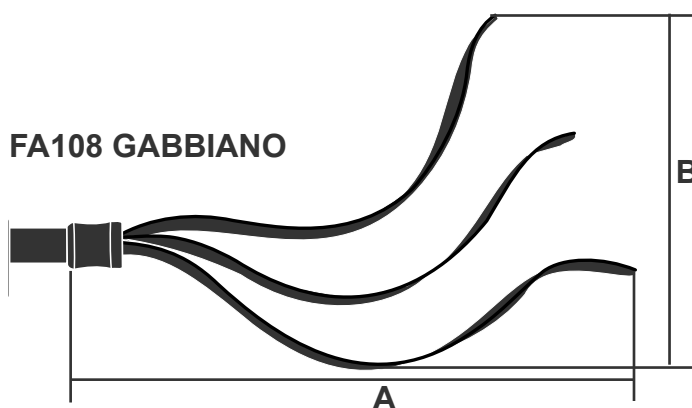
DIAMETRO ASTA ROD DIAMETER	A mm	B mm
Ø 30	215	70
Ø 20	165	48
Ø 16	165	44

FA109 FIRENZE



DIAMETRO ASTA ROD DIAMETER	A mm	B mm
Ø 20	235	80

FA108 GABBIANO



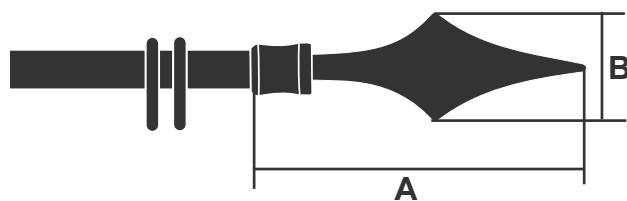
DIAMETRO ASTA ROD DIAMETER	A mm	B mm
Ø 30	220	170
Ø 20	220	190
Ø 16	220	120

FA110 VENEZIA



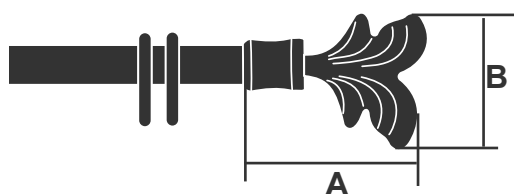
DIAMETRO ASTA ROD DIAMETER	A mm	B mm
Ø 20	165	80
Ø 16	160	80

FA121 LANCIA



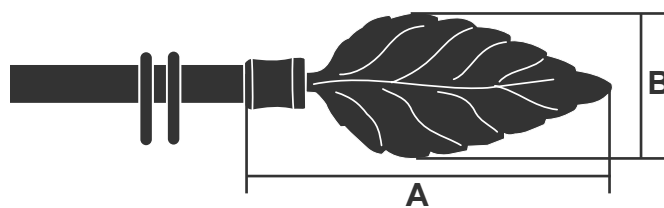
DIAMETRO ASTA ROD DIAMETER	A mm	B mm
Ø 20	185	55
Ø 16	175	55

FA113 GIGLIO



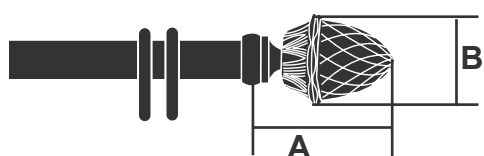
DIAMETRO ASTA ROD DIAMETER	A mm	B mm
Ø 20	95	66
Ø 16	89	66

FA115 PALMA



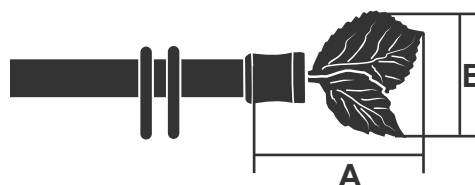
DIAMETRO ASTA ROD DIAMETER	A mm	B mm
Ø 30	220	80
Ø 20	210	80
Ø 16	200	80

FA104 PIGNA



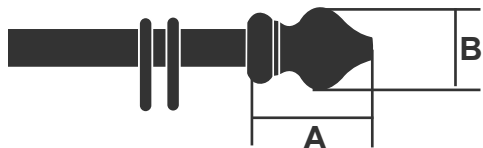
DIAMETRO ASTA ROD DIAMETER	A mm	B mm
Ø 30	100	66
Ø 20	82	49
Ø 16	56	32

FA114 GEMMA



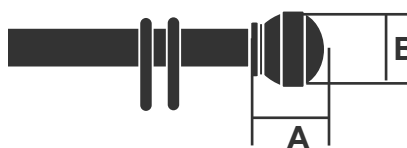
DIAMETRO ASTA ROD DIAMETER	A mm	B mm
Ø 20	102	58
Ø 16	95	55

FA112 ELISIR



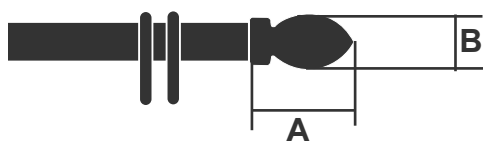
DIAMETRO ASTA ROD DIAMETER	A mm	B mm
Ø 20	63	44
Ø 16	48	31

FA105 EROS



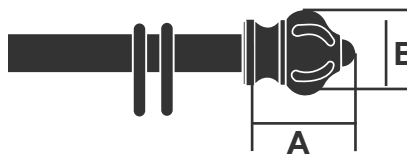
DIAMETRO ASTA ROD DIAMETER	A mm	B mm
Ø 20	36	40
Ø 16	25	29

FA111 OLIVA



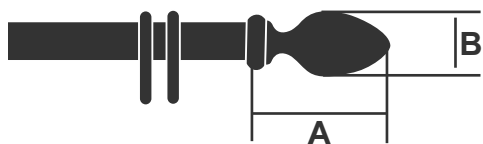
DIAMETRO ASTA ROD DIAMETER	A mm	B mm
Ø 20	61	26
Ø 16	45	24

FA123 IMPERO



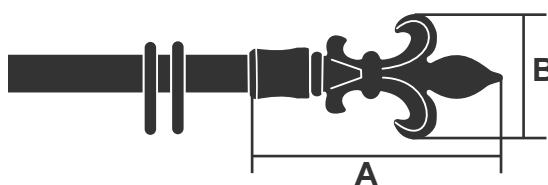
DIAMETRO ASTA ROD DIAMETER	A mm	B mm
Ø 20	57	48

FA124 ODISSEA




DIAMETRO ASTA ROD DIAMETER	A mm	B mm
Ø 20	80	38

FA125 TRIESTE



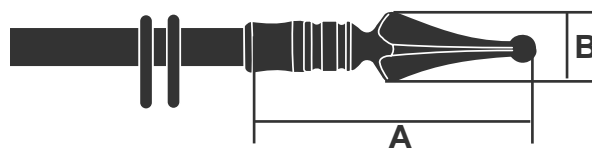
DIAMETRO ASTA ROD DIAMETER	A mm	B mm
Ø 20	150	68

FA127 MILANO



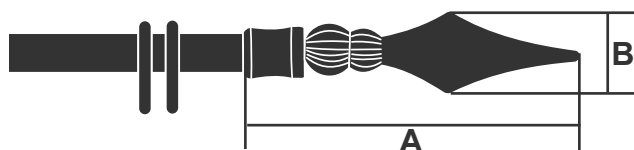
DIAMETRO ASTA ROD DIAMETER	A mm	B mm
Ø 20	150	65

FA126 TORINO



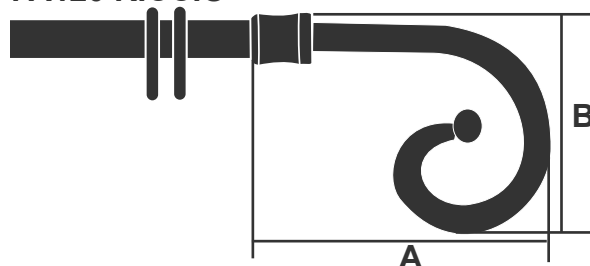
DIAMETRO ASTA ROD DIAMETER	A mm	B mm
Ø 20	155	40

FA119 SAETTA



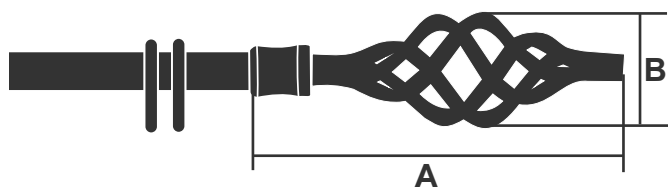
DIAMETRO ASTA ROD DIAMETER	A mm	B mm
Ø 20	165	40

FA120 RICCIO



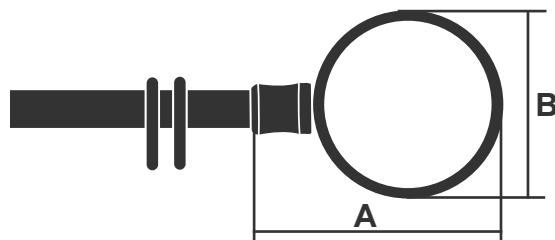
DIAMETRO ASTA ROD DIAMETER	A mm	B mm
Ø 20	145	110

FA122 VESUVIO



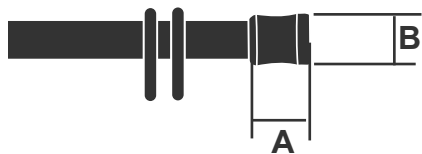
DIAMETRO ASTA ROD DIAMETER	A mm	B mm
Ø 20	180	70

FA107 GIOTTO



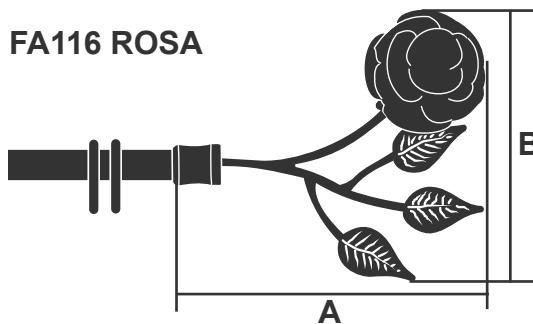
DIAMETRO ASTA ROD DIAMETER	A mm	B mm
Ø 20	130	100

FA117 TAPPO



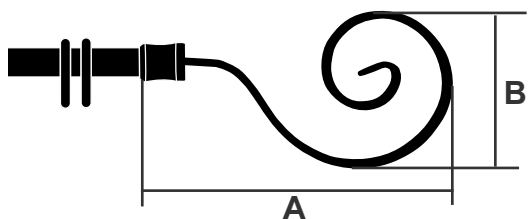
DIAMETRO ASTA ROD DIAMETER	A mm	B mm
Ø 30	29	35
Ø 20	31	26
Ø 16	28	22

FA116 ROSA



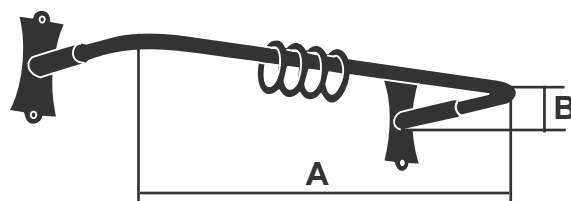
DIAMETRO ASTA ROD DIAMETER	A mm	B mm
Ø 20	240	140

FA130 SPIRALE



DIAMETRO ASTA ROD DIAMETER	A mm	B mm
Ø 30	230	125
Ø 20	240	125

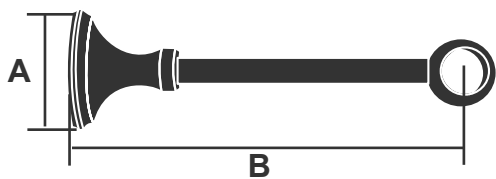
FA399 ITACA



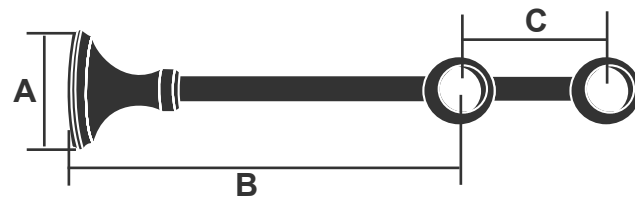
DIAMETRO ASTA ROD DIAMETER	A cm	B cm
Ø 20	120,160,200, 240,300	20
Ø 16		
Ø 12		

Linee Class Iron/Iron&Brass/Shiny Glass ————— SUPPORTI / BRACKETS

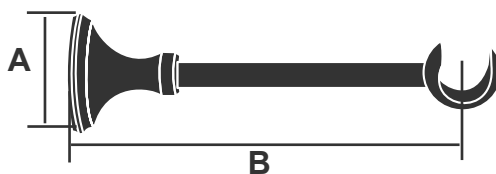
FA203 SATURNO CHIUSO
SATURNO-CLOSED



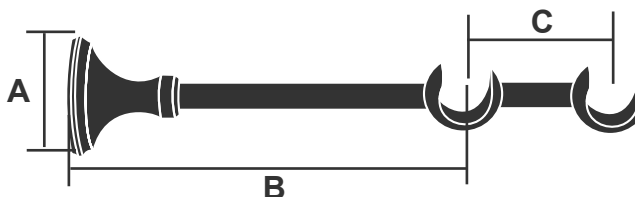
FA203..DOPP SATURNO CHIUSO DOPPIO
SATURNO CLOSED-DOUBLE



FA204 SATURNO APERTO
SATURNO-OPENED



FA204..DOPP SATURNO APERTO DOPPIO
SATURNO OPENED-DOUBLE



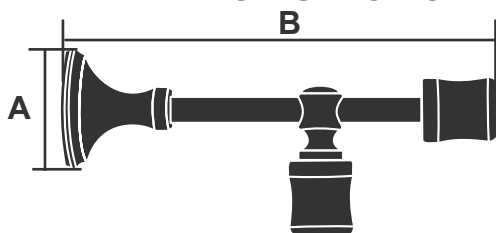
DIAMETRO ASTA ROD DIAMETER	A mm	B mm
Ø 30	55	80-160
Ø 20	55	
Ø 16	40	

DIAMETRO ASTA ROD DIAMETER	A mm	B mm	C mm
Ø 30	55	80-160	90
Ø 20	55		77
Ø 16	40		70

DIAMETRO ASTA ROD DIAMETER	A mm	B mm
Ø 30	55	80-240
Ø 20	55	
Ø 16	40	

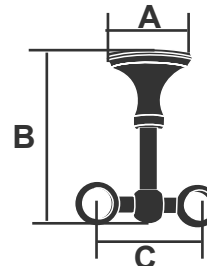
Linee Class Iron/Iron&Brass/Shiny Glass ——— SUPPORTI / BRACKETS ———

**FA203..ANGO SATURNO ANGOLARE
SATURNO-CORNER**



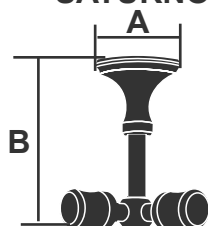
DIAMETRO ASTA ROD DIAMETER	A mm	B mm
Ø 30	55	80-160
Ø 20	55	
Ø 16	40	

**FA203..SODP SATURNO SOFFITTO DOPPIO
SATURNO CEILING-DOUBLE**



DIAMETRO ASTA ROD DIAMETER	A mm	B mm	C mm
Ø 30	55	80-160	90
Ø 20	55		77
Ø 16	40		70

**FA203..SOAN SATURNO SOFFITTO ANGOLARE
SATURNO-CEILING CORNER**



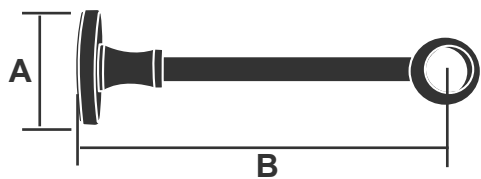
DIAMETRO ASTA ROD DIAMETER	A mm	B mm
Ø 30	55	80-160
Ø 20	55	
Ø 16	40	

IL SUPPORTO SATURNO VIENE PRODOTTO ANCHE IN OTTONE.

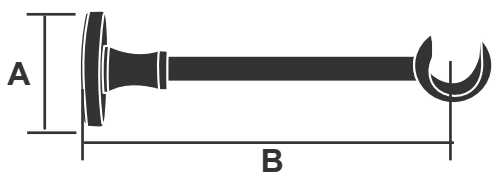
SATURNO BRACKET IS ALSO MANUFACTURED USING BRASS.

Linee Class Iron/Iron&Brass/Shiny Glass ——— SUPPORTI / BRACKETS ———

FA250 GAIA CHIUSO
GAIA-CLOSED



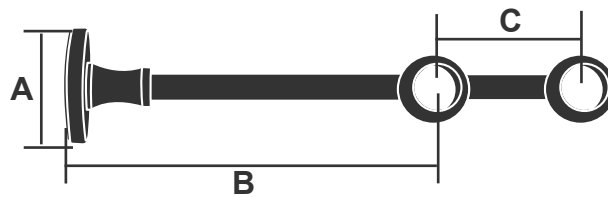
FA251 GAIA APERTO
GAIA-OPENED



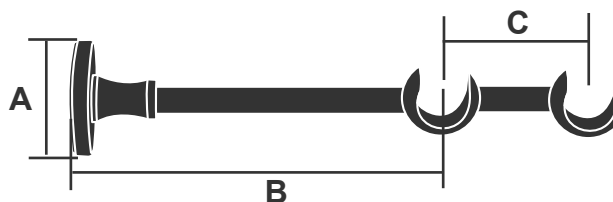
DIAMETRO ASTA ROD DIAMETER	A mm	B mm
Ø 20	55	80-160
Ø 16	40	

DIAMETRO ASTA ROD DIAMETER	A mm	B mm
Ø 20	55	80-240
Ø 16	40	

FA250..D0PP GAIA CHIUSO DOPPIO
GAIA CLOSED-DOUBLE



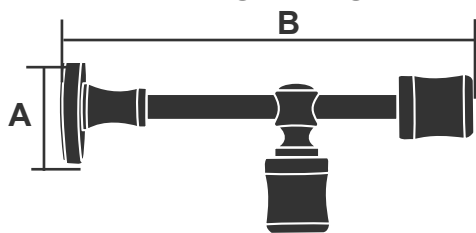
FA251..D0PP GAIA APERTO DOPPIO
GAIA OPENED-DOUBLE



DIAMETRO ASTA ROD DIAMETER	A mm	B mm	C mm
Ø 20	55	80-160	77
Ø 16	40		70

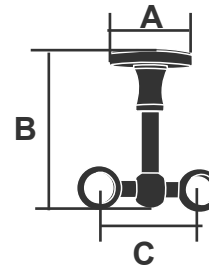
Linee Class Iron/Iron&Brass/Shiny Glass ——— SUPPORTI / BRACKETS ———

**FA250..ANGO GAIA ANGOLARE
GAIA-CORNER**



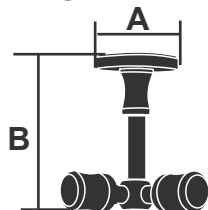
DIAMETRO ASTA ROD DIAMETER	A mm	B mm
Ø 20	55	80-160
Ø 16	40	

**FA250..SODP GAIA SOFFITTO DOPPIO
GAIA CEILING-DOUBLE**



DIAMETRO ASTA ROD DIAMETER	A mm	B mm	C mm
Ø 20	55	80-160	77
Ø 16	40		70

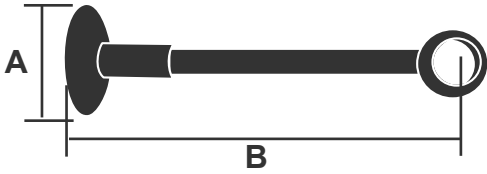
**FA250..SOAN GAIA SOFFITTO ANGOLARE
GAIA-CEILING CORNER**



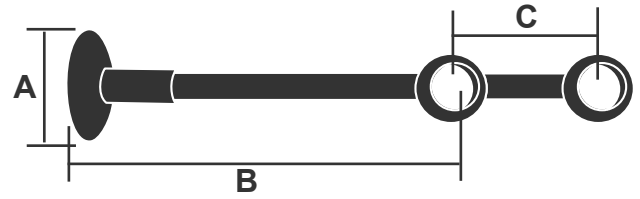
DIAMETRO ASTA ROD DIAMETER	A mm	B mm
Ø 20	55	80-160
Ø 16	40	

Linee Class Iron/Iron&Brass/Shiny Glass ——— SUPPORTI / BRACKETS ———

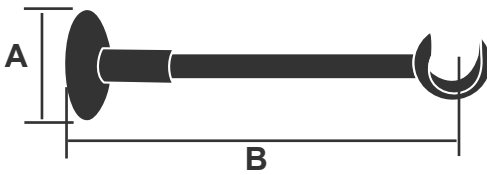
**FA260 DUBLINO CHIUSO
DUBLINO-CLOSED**



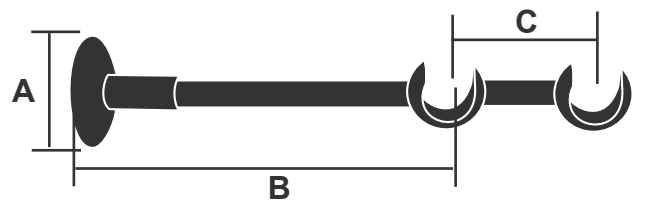
**FA260..DOPP DUBLINO CHIUSO DOPPIO
DUBLINO CLOSED-DOUBLE**



**FA263 DUBLINO APERTO
DUBLINO-OPENED**



**FA263..DOPP DUBLINO APERTO DOPPIO
DUBLINO OPENED-DOUBLE**



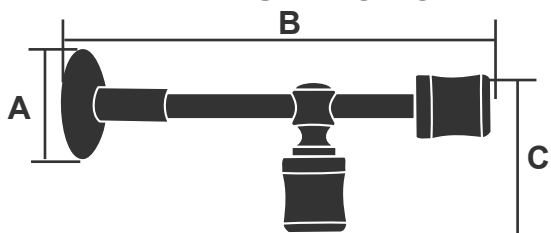
DIAMETRO ASTA ROD DIAMETER	A mm	B mm
Ø 20	60	80-160
Ø 16	60	

DIAMETRO ASTA ROD DIAMETER	A mm	B mm	C mm
Ø 20	60	80-160	77
Ø 16	60		70

DIAMETRO ASTA ROD DIAMETER	A mm	B mm
Ø 20	60	80-240
Ø 16	60	

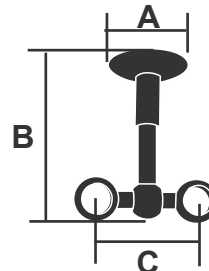
Linee Class Iron/Iron&Brass/Shiny Glass ——— SUPPORTI / BRACKETS ———

**FA260..ANGO DUBLINO ANGOLARE
DUBLINO-CORNER**



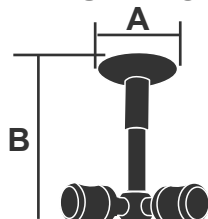
DIAMETRO ASTA ROD DIAMETER	A mm	B mm
Ø 20	60	80-160
Ø 16	60	

**FA260..SODP DUBLINO SOFFITTO DOPPIO
DUBLINO CEILING-DOUBLE**



DIAMETRO ASTA ROD DIAMETER	A mm	B mm	C mm
Ø 20	60	80-160	77
Ø 16	60		70

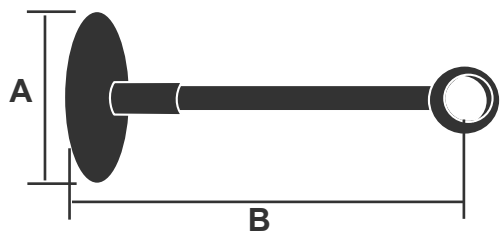
**FA260..SOAN DUBLINO SOFFITTO ANGOLARE
DUBLINO-CEILING CORNER**



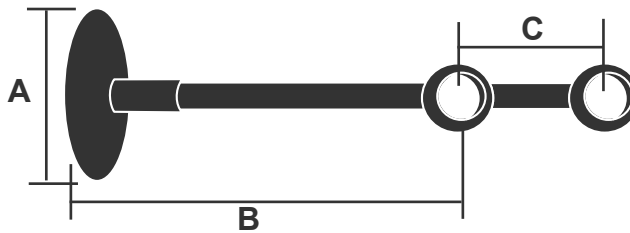
DIAMETRO ASTA ROD DIAMETER	A mm	B mm
Ø 20	60	80-160
Ø 16	60	

Linee Class Iron/Iron&Brass/Shiny Glass ——— SUPPORTI / BRACKETS ———

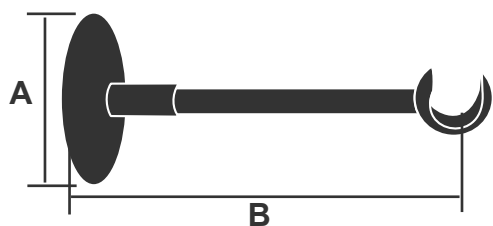
FA259 LIONE CHIUSO
LIONE-CLOSED



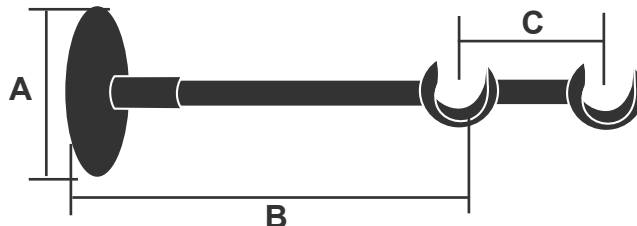
FA259..DOPP LIONE CHIUSO DOPPIO
LIONE CLOSED-DOUBLE



FA264 LIONE APERTO
LIONE-OPENED



FA264..DOPP LIONE APERTO DOPPIO
LIONE OPENED-DOUBLE



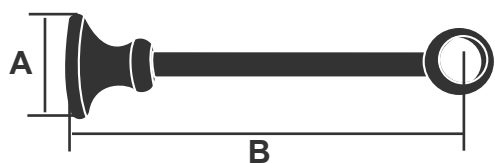
DIAMETRO ASTA ROD DIAMETER	A mm	B mm
Ø 30	100	80-160
Ø 20	100	

DIAMETRO ASTA ROD DIAMETER	A mm	B mm	C mm
Ø 30	100	80-160	90
Ø 20	100		77

DIAMETRO ASTA ROD DIAMETER	A mm	B mm
Ø 30	100	80-240
Ø 20	100	

Linee Class Iron/Iron&Brass/Shiny Glass ——— SUPPORTI / BRACKETS ———

FA252 ESMERALDA CHIUSO
ESMERALDA-CLOSED



FA253 ESMERALDA APERTO
ESMERALDA-OPENED




DIAMETRO ASTA ROD DIAMETER	A mm	B mm
Ø 20	45	80-160

DIAMETRO ASTA ROD DIAMETER	A mm	B mm
Ø 20	45	80-240

FA252..DOPP ESMERALDA CHIUSO DOPPIO
ESMERALDA CLOSED-DOUBLE

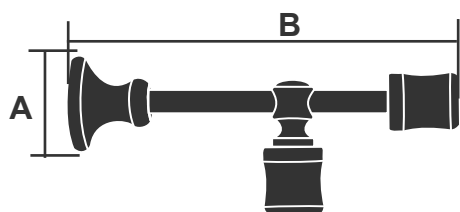


FA253..DOPP ESMERALDA APERTO DOPPIO
ESMERALDA OPENED-DOUBLE



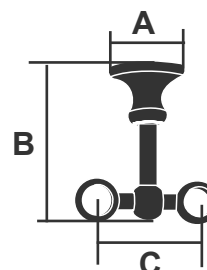
DIAMETRO ASTA ROD DIAMETER	A mm	B mm	C mm
Ø 20	45	80-160	77

FA252..ANGO ESMERALDA ANGOLARE
ESMERALDA-CORNER



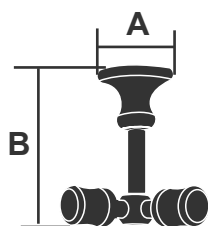
DIAMETRO ASTA ROD DIAMETER	A mm	B mm
Ø 20	45	80-160

FA252..SODP ESMERALDA SOFFITTO DOPPIO
ESMERALDA CEILING-DOUBLE



DIAMETRO ASTA ROD DIAMETER	A mm	B mm	C mm
Ø 20	45	80-160	77

FA252..SOAN ESMERALDA SOFFITO ANGOLARE
ESMERALDA-CEILING CORNER

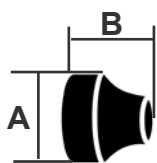


DIAMETRO ASTA ROD DIAMETER	A mm	B mm
Ø 20	45	80-160

IL SUPPORTO *ESMERALDA* VIENE PRODOTTO ANCHE IN OTTONE.

ESMERALDA BRACKET IS ALSO MANUFACTURED USING BRASS.

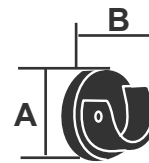
FA208 ROSETTA CHIUSA
CLOSED RECESS BRACKET



DIAMETRO ASTA ROD DIAMETER	A mm	B mm
Ø 30	54	30
Ø 20	40	28
Ø 16	40	28

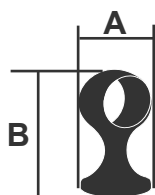
PRODOTTO ANCHE IN OTTONE
ALSO MANUFACTURED USING BRASS

FA209 ROSETTA APERTA
OPEN RECESS BRACKET



DIAMETRO ASTA ROD DIAMETER	A mm	B mm
Ø 20	35	25

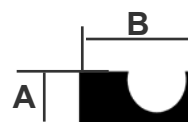
FA207 MONOBLOCCO
MONOBLOC



DIAMETRO ASTA ROD DIAMETER	A mm	B mm
Ø 30	40	77
Ø 20	32	55
Ø 16	24	50
Ø 10	16	24

PRODOTTO ANCHE IN OTTONE
ALSO MANUFACTURED USING BRASS

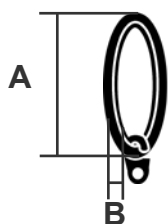
FA276 ATTACCO A SOFFITO
CEILING BRACKET



DIAMETRO ASTA ROD DIAMETER	A mm	B mm
Ø 20	24	39
Ø 16	20	34

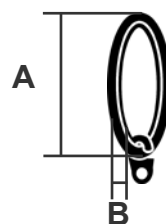
PRODOTTO ANCHE IN OTTONE
ALSO MANUFACTURED USING BRASS

FA230 ANELLO SEZIONE TONDA FERRO
IRON ROUND RING



DIAMETRO ASTA ROD DIAMETER	A mm	B mm
Ø 30	55	5
Ø 20	50	5
Ø 16	40	5
Ø 10 (FA231)	20	3

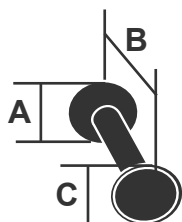
OA230 ANELLO SEZIONE TONDA-OTTONE
BRASS ROUND RING



DIAMETRO ASTA ROD DIAMETER	A mm	B mm
Ø 30	60	10
Ø 20	46	6
Ø 16	38	6
Ø 10 (OA231)	20	3

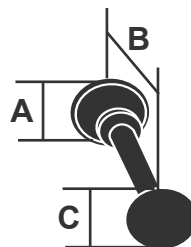
Linee Class Iron/Iron&Brass/Shiny Glass ——— FERMATENDA / TIE BACK ———

FA300 TEO IN FERRO
OA300 TEO IN OTTONE



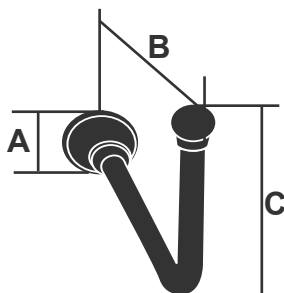
A mm	B mm	C mm
27	100	25
27	150	25
27	200	25

FA301 TELMA IN FERRO



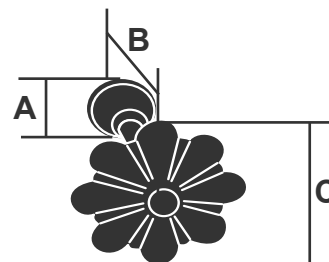
A mm	B mm	C mm
25	100	31
25	150	31
25	200	31

FA303 LODI IN FERRO
OA303 LODI IN OTTONE



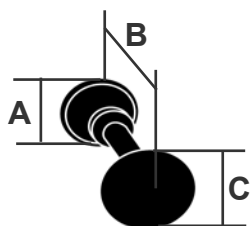
A mm	B mm	C mm
25	100	65
25	150	75
25	200	85

FA304 LINDA IN FERRO
OA304 LINDA IN OTTONE



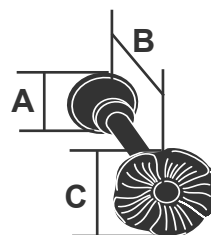
A mm	B mm	C mm
25	100	55
25	150	55
25	200	55

FA306 RODI IN FERRO
OA306 RODI IN OTTONE



A mm	B mm	C mm
25	100	55
25	150	55
25	200	55

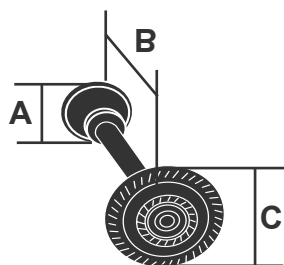
FA309 SERENA IN FERRO
OA309 SERENA IN OTTONE



A mm	B mm	C mm
25	100	75
25	150	75
25	200	75

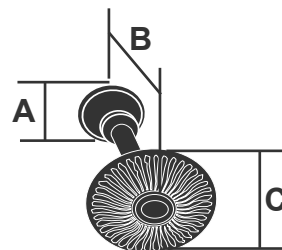
Linee Class Iron/Iron&Brass/Shiny Glass ——— FERMATENDA / TIE BACK ———

FA312 CALLAS IN FERRO
OA312 CALLAS IN OTTONE



A mm	B mm	C mm
25	100	75
25	150	75
25	200	75

FA314 EGOS IN FERRO
OA314 EGOS IN OTTONE



A mm	B mm	C mm
25	100	70
25	150	70
25	200	70

FA302 ARCO IN FERRO
OA302 ARCO IN OTTONE



A mm
45
35
25

FA316 GEO IN FERRO
OA316 GEO IN OTTONE



A mm
50